

# Chinese Hand Puppet

## Elementary Level



### Materials Needed:

1 body\*  
1 craft stick (regular or jumbo size)  
1 toilet paper tube  
1 hand strap\*  
1 pocket\*  
1 face\*

1 beard \*  
1 hair piece \*  
1 head dress \*  
1 robe (mailed to teacher)  
sequins (mailed to teacher)

scissors  
white glue  
scotch tape


\*template

### Instructions: PLEASE READ CAREFULLY!!!

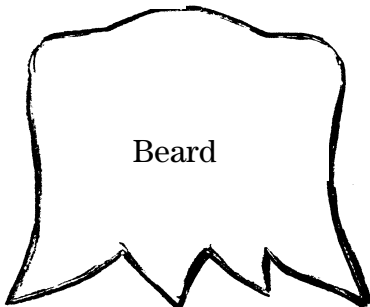
1. Prior to the program, trace body, hand strap, and pocket templates onto file folders (or cereal boxes) and cut out.
2. Trace beard and hair templates onto black construction paper and cut out.
3. Trace head dress onto a colored piece of construction paper (any color) and cut out.
4. Photocopy the face template onto regular white paper for each student. It is meant to be black and white.
5. Bring pre-cut templates and all other supplies to the program with you.
6. Arrive at least 15 minutes early to the program in order to pass out materials. Pass out all templates and materials to the students before the program begins. Students will need 7 pieces of tape about the size of a large band-aid. It is helpful if you stick the 7 pieces of tape to the edge of the table in front of each student BEFORE the program begins.
7. Wait for the program to begin. I will lead students through all puppet building steps and learning activities.

Templates:

Face



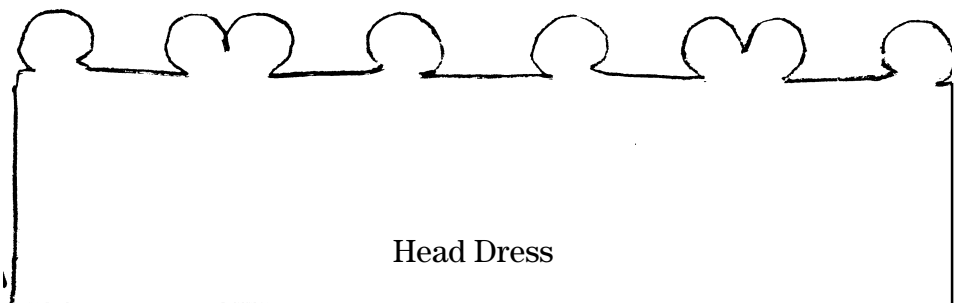
Beard

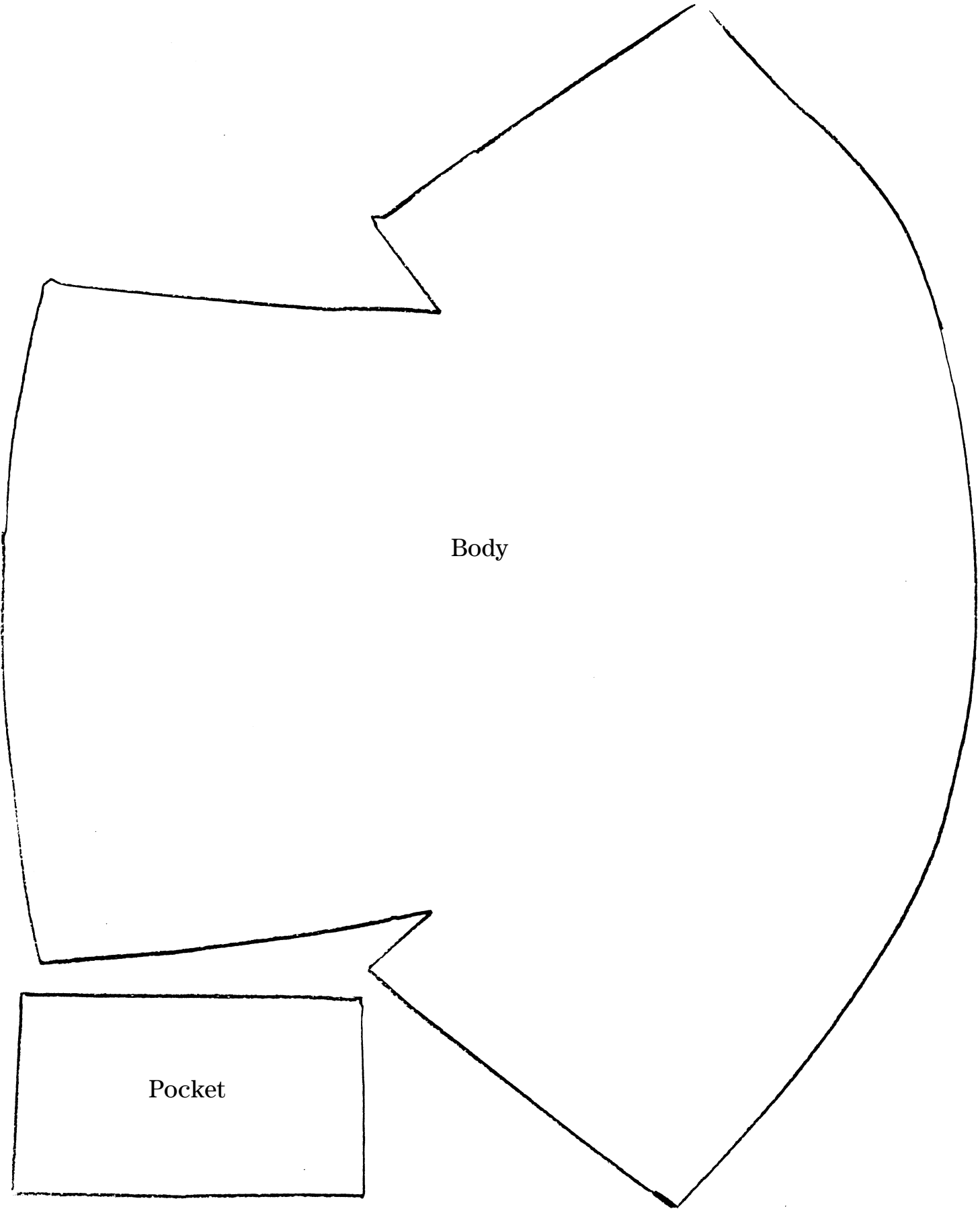


Hair



Head Dress





Body

Pocket

Hand  
Strap

## Activity 1 : Map Exercise- Where is China?

*QCCs explored: social studies skills in mapping and geography; multiculturalism*

Open this activity with your students by asking the following question. Have you ever tried peeling an orange and making the peel lie flat? There is no way you can do this without breaking the peel. To flatten out a world map, mapmakers may divide the land into pieces, rather like the segments of an orange.

In this activity, a class will break up into seven groups representing the seven continents (North America, South America, Europe, Africa, Asia, Australia, Antarctica). Taking turns, each group should take a few pieces of tracing paper and pencils up to the classroom globe. Holding the globe steady, each group should trace around the shapes of the large land areas in their designated continent.

On the classroom wall or bulletin board, students should tape the pieces of tracing paper together to make a flat map of the world. Have each group walk up to the map and label their continent. Next, pass out the attached world map and ask students to label the map according to directions. They should also answer the following questions:

1. On which continent is China found?
2. What ocean/s border China?
3. Name three countries that border China.
4. What is the capital of China?

## Activity 2: Chinese Culture- Share a Folktale

*QCCs explored: language arts skills; character education; multiculturalism*

Share a Chinese folktale with your class. The Dragon's Robe by Deborah Nourse Lattimore is an inexpensive (\$4.95 in paperback), beautifully illustrated book. The story is one of honesty and hard work. Ask students to identify the "moral" of the story (honesty and hardwork is rewarded). Define the word **culture** and then ask, "How does this story reflect Chinese culture?"

Another GREAT folktale activity can be found on the world wide web. Students compare *Cinderella* and *Yeh-Shen*, a Chinese version of the folktale. The website provides Venn diagram notes for students to use to make the comparisons. Go to *Six Chinese Folk and Fairy Tales* at [www.newton.mec.edu/Angier/DimSum/Chinese%20Folktales.html](http://www.newton.mec.edu/Angier/DimSum/Chinese%20Folktales.html).

## Computer Activity : A Chinese Holiday- Chinese New Years

*QCCs explored: language arts skills in written and oral communication; research skills; technology; multiculturalism; visual arts skills*

Have students research the Chinese New Year and compare it to how New Years is celebrated in the United States. Have students go to the Chinese New Year web page (<http://www.educ.uvic.ca/faculty/mroth/438/CHINA/>)

[chinese\\_new\\_year.html](#)) to read all about how the Chinese New Year is celebrated. There are four categories to explore after the main paragraphs of introduction. Assign students to each of the four categories (The 15-Day Celebration of Chinese New Year, Traditional New Years Foods, Chinese New Year Decorations, Taboos and Superstitions of Chinese New Year). Have students write a two-paragraph summary to share with the class. Then, lead the class in a discussion about similarities and differences of New Years celebrations between the United States and China.

## Puppetry Activity: Shadow Puppets for the Classroom

QCCs explored: *visual arts skills*

Celebrate the Chinese New Year by creating shadow puppets, a traditional art form of China. Follow the directions below to create your own shadow puppet.

Materials needed for each student:

1. 1 copy of the Chinese New Years Dragon Puppet
2. 2 brads (paper fasteners)
3. 2 wood chop sticks or drinking straws
4. 8 1/2" x 11" piece of posterboard, file folder, or cereal box (any card stock material will work)
5. Scissors
6. Scotch tape
7. Markers
8. Hole puncher

Directions:

1. Pass out copies of the puppet.
2. Glue dragon sheet onto card stock material.
3. Cut out dragon parts.
4. Use a hole puncher to punch a hole through each joint.
5. Use brads to join the parts. Be sure to bend the ends of the brads back.
6. Tape chop sticks or straws to back of the head and tail of the puppet. These are the rods for your puppet and control movement.
7. Color your dragon.



## Websites

If you visit only one website for classroom activities relating to China, this is the one. It is excellent with a myriad of lesson plans, activities, information, downloadable worksheets, etc.

<http://www.newton.mec.edu/Angier/DimSum/Language%20Arts%20Table%20Cont..html>

Visit this website to learn all about the Chinese New Year.

[http://www.educ.uvic.ca/faculty/mroth/438/CHINA/chinese\\_new\\_year.html](http://www.educ.uvic.ca/faculty/mroth/438/CHINA/chinese_new_year.html)

This website links you to everything relating to the Chinese New Year. I highly recommend this for teachers.

<http://www.kidsdomain.com/holiday/chineseny.html>

This website contains recipes for Chinese New Year foods.

<http://allrecipes.com/cb/w2m/seaspec/holiday/Chinesenewyear/default.asp>

This is a great site featuring puppets from throughout Asia and was created by the Instructional Technology Development Consortium for teachers. It contains detailed curriculum plans.

[www.itdc.sbcss.k12.ca.us/curriculum/puppetry.html](http://www.itdc.sbcss.k12.ca.us/curriculum/puppetry.html)

The Puppetry Home Page is a great overview of puppetry from around the world.

[www.sagecraft.com/puppetry/index.html](http://www.sagecraft.com/puppetry/index.html)

Visit the Center for Puppetry Arts webpage to see upcoming performances, Museum exhibits, workshop schedules, and distance learning via videoconferencing.

[www.puppet.org](http://www.puppet.org)

## *Bibliography*

Holt-Goldsmith, Diane. Celebrating Chinese New Year. Holiday House, Inc., 1999. (ages 6-10)

Keene, Carolyn. The Chinese New Year Mystery (Nancy Drew Notebooks #39). Pocket Books, 2000. (ages 7-9)

Lattimore, Deborah Nourse. The Dragon's Robe. Harper Trophy; 1990.

Slovenz-Low, Madeline and Kate Waters. Lion Dancer. Scholastic, Inc., 1990. (ages 4-8)

## *Other Resources*

Chinese Shadow Puppet Theater by Pentawa Interactive is a relatively inexpensive (\$29.95) software package that I highly recommend. The CD-Rom is compatible to both Macintosh or Windows. Students can actually see a shadow play, design puppets, print out templates, and assemble a cast or characters, create a stage set and print out scenery elements, and build a shadow puppet theater and produce an original play (though this section only provides an empty script page to type – it really doesn't give you any directions or instructions on writing your play). You can visit their website at [www.MulticulturalArts.com](http://www.MulticulturalArts.com), or write to PENTAWA INTERACTIVE, Inc., 833 33<sup>rd</sup> Ave. S., Seattle, WA 98144.

Sponsors:



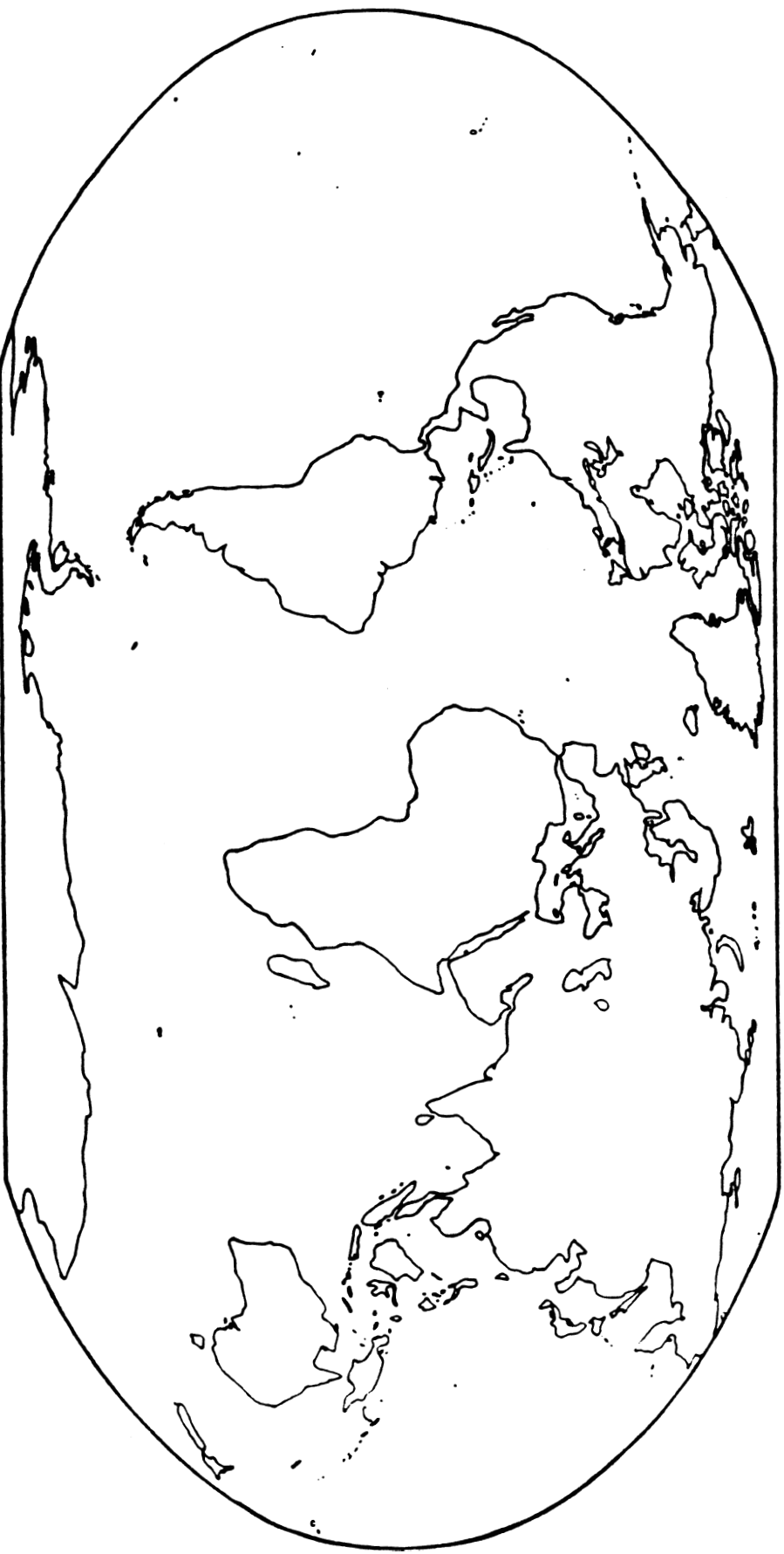
The Rich Foundation • The Goizueta Foundation  
The Atlanta Foundation • The Jim Cox, Jr. Foundation  
Equifax Inc. • Junior League of Atlanta

The Ray M. and Mary Elizabeth Lee Foundation • The Livingston Foundation • The Pitulloch Foundation • The Gary W. and Ruth M. Rollins Foundation • The Gertrude and William C. Wardlaw Fund  
Arthur M. Blank Family Foundation • Mary Alice & Bennett Brown Foundation

Contact Info.

1404 Spring St. NW at 18th  
Atlanta, GA USA 30309-2820  
Ticket Sales: 404.873.3391  
Administrative: 404.873.3089  
Fax: 404.873.9907  
[www.puppet.org](http://www.puppet.org)  
[puppet@mindspring.com](mailto:puppet@mindspring.com)  
Headquarters of UNIMA-USA

## World Map



Follow the directions and answer the questions below.

1. Outline the borders of China with a pencil.
2. Place a star where the capital city is located and write its name.
3. Label three surrounding countries.
4. Label all continents and oceans.

Activity - Shadow Puppets for the Classroom  
Chinese New Years Shadow Puppet (Dragon)

